



NEW AL WUROOD INTERNATIONAL SCHOOL, JEDDAH

B.E.S.T. Group of Schools, K.S.A.

Affiliated to CBSE – New Delhi, Affiliation No: 5730008

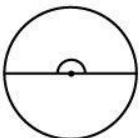
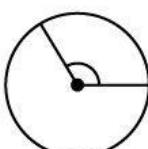
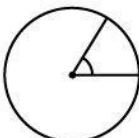
Evaluation -3 March, 2022-23

WORKSHEET-2(Block 18, 19, 20)

GRADE 5

SUBJECT: MATHEMATICS

1. Match the angles in the circle with their measurements.

Options	Answers
A. 	90°
B. 	120°
C. 	180°

2. Read and write the time on each clock as HH:MM.



3. Don started playing a game at 5:39:45 p.m. If he played for 1 hour 24 minutes 17 seconds, at what time did he finish the game?

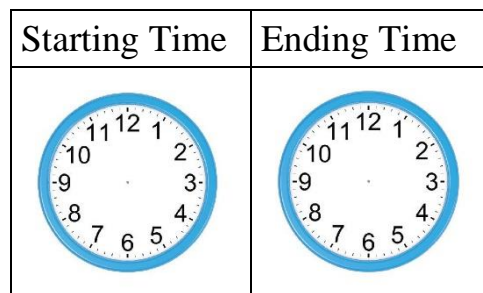
4. Maya made a bar graph to show the number of girls in different Grade 5 sections. Show the same data on a bar graph using a scale of 1 unit = 8 girls.



5. Complete the table.

	Item	Cost Price	Selling Price	Profit/Loss	Profit/Loss Amount
A.	Watch	₹2,354	₹	Loss	₹125
B.	Bag	₹	₹741	Profit	₹250

6. Andy started working at 09:54:12 and finished working at 06:12:48. Draw hands on the clocks to show these times.



7. Look at the cost price of the camera and the conversation between the seller and the buyer. Find the profit or loss amount for the seller.



8. Match each time interval with the duration of time between them.

Options	Answers
A. From 4:15 a.m. to 4:56 a.m.	41 minutes
B. From 12:38 p.m. to 1:21 p.m.	43 minutes
C. From 7:25 p.m. to 7:48 p.m.	23 minutes
D. From 6:39 a.m. to 7:10 a.m.	31 minutes

9. Look at the bill and answer the following questions.

Yummy Tummy Food Corner				
Date: 21/11/2019				
Sr. No.	Food Items	Unit Cost	Quantity	Total Cost
1.	Vegetable Salad	₹195	2	₹390
2.	Fried Rice	₹145	1	₹145
3.	Mineral Water	₹30	2	₹60
Total amount				₹595

- What is the cost of 1 plate of vegetable salad?
- What is the total amount spent on mineral water?
- What will be the cost of 2 plates of Fried Rice?

10. Solve. *Show your work.*

- a) Convert 45 minutes 25 seconds to seconds.
- b) Convert 5 hours 45 minutes to minutes.

11. The table shows the mode of transport used by some people to get to work.

Mode of Transport	Bus	Cab	Two-wheeler	Metro	Walking
Number of People	30	25	20	10	5

- a) Find the angle measurements for each category.
- b) Draw a pie chart for the data.

12. Create a word problem on finding elapsed time.
